



**USC** University of  
Southern California

ENGR - Individual Report for Instructor  
Koenig (30031-20193 : CSCI-360  
Introduction to Artificial Intelligence  
(30031))

Project Title: **Learning Experience Evaluations - Fall 2019**

Courses Audience: **62**

Responses Received: **22**

Response Ratio: **35.48%**

---

#### Report Comments

**Please download and save a PDF copy of this report**

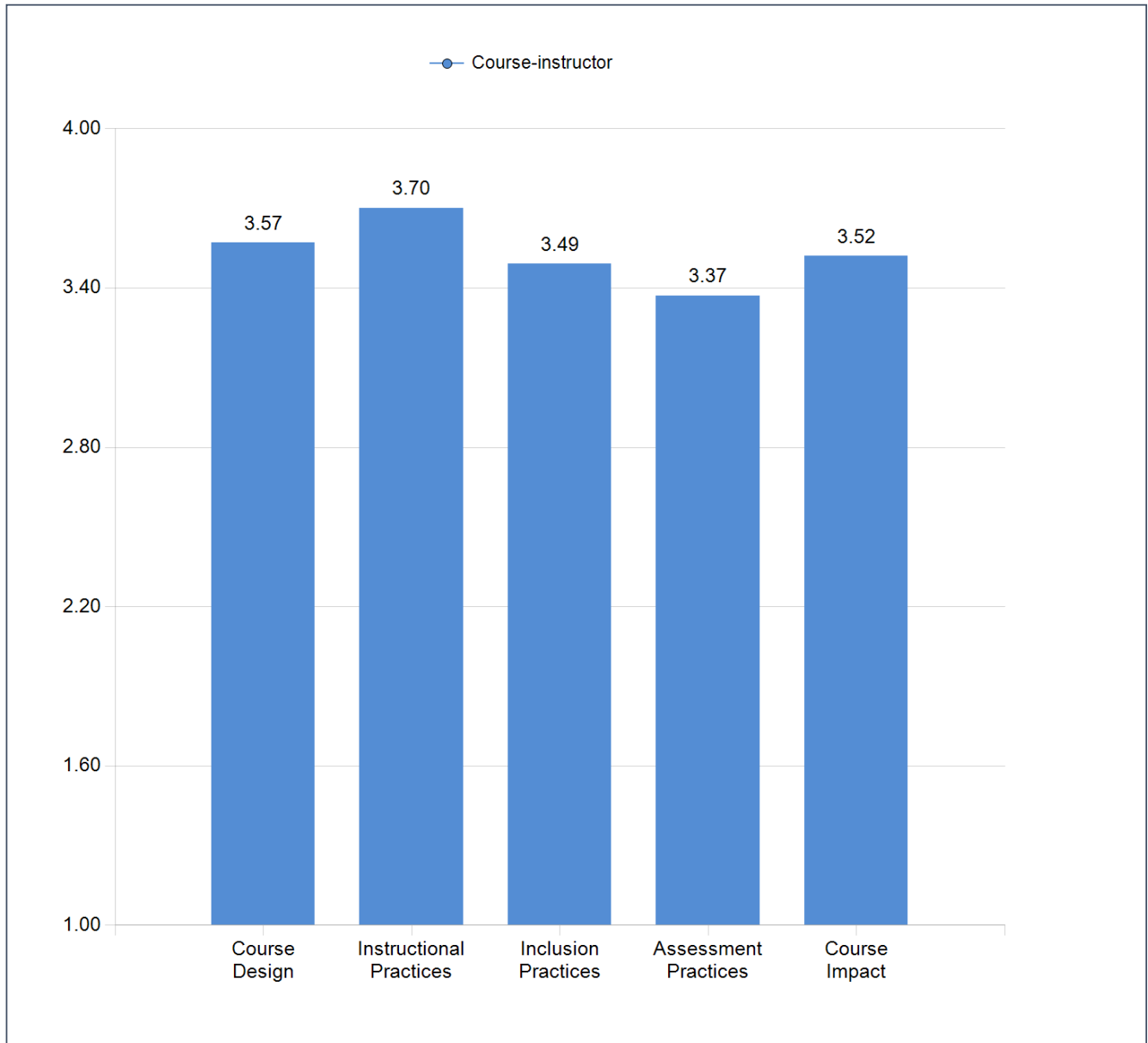
---

Creation Date: **Sunday, January 05, 2020**



## LEARNING EXPERIENCE SUBSCALE ANALYSIS

### Learning Experience Subscale Average Scores



| Competency              | Course-instructor | Standard Deviation |
|-------------------------|-------------------|--------------------|
| Course Design           | 3.57              | +/-0.61            |
| Instructional Practices | 3.70              | +/-0.49            |
| Inclusion Practices     | 3.49              | +/-0.63            |
| Assessment Practices    | 3.37              | +/-0.74            |
| Course Impact           | 3.52              | +/-0.59            |

## COURSE DESIGN

|   | N  | Mean | Std. Deviation |
|---|----|------|----------------|
| The course objectives were well explained.                    | 22 | 3.64 | 0.58           |
| The course assignments were related to the course objectives. | 22 | 3.59 | 0.59           |
| I understood what was expected of me in this course.          | 21 | 3.48 | 0.68           |

## INSTRUCTIONAL PRACTICES

|  | N  | Mean | Std. Deviation |
|--|----|------|----------------|
| The instructor carefully explained difficult concepts, methods, and subject matter.      | 22 | 3.64 | 0.58           |
| The instructor encouraged me to do my best work.   | 22 | 3.64 | 0.49           |
| The instructor encouraged questioning and discussion of course topics from the students. | 22 | 3.82 | 0.39           |
| The instructor treats students professionally, respectfully, and with integrity.         | 21 | 3.71 | 0.46           |

## INCLUSION PRACTICES

|  | N  | Mean | Std. Deviation |
|--|----|------|----------------|
| The course materials included diverse perspectives OR applications to diverse populations. | 22 | 3.50 | 0.60           |
| The instructor used a variety of teaching approaches to meet the needs of all students.    | 22 | 3.32 | 0.72           |
| The instructor was receptive to the expression of diverse student viewpoints               | 22 | 3.59 | 0.59           |
| The instructor demonstrated sensitivity to students' needs and diverse life experiences    | 22 | 3.55 | 0.60           |

## ASSESSMENT PRACTICES

|  | N  | Mean | Std. Deviation |
|--|----|------|----------------|
| The assessments/assignments reflected what was covered in the course.                          | 22 | 3.36 | 0.85           |
| The grades I have received thus far reflect the QUALITY of my performance in the course.       | 22 | 3.45 | 0.67           |
| The criteria for good performance on the assignments or assessments were clearly communicated. | 22 | 3.14 | 0.89           |
| The instructor's evaluation of my performances was constructive.                               | 22 | 3.27 | 0.63           |
| Grading in the course was reflective of academically rigorous standards.                       | 20 | 3.60 | 0.60           |

## COURSE IMPACT

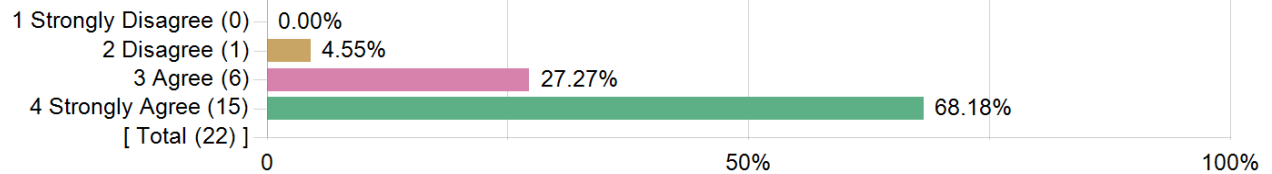
|   | N  | Mean | Std. Deviation |
|---|----|------|----------------|
| I learned perspectives, principles, or practices from this course that I expect to apply to new situations. | 21 | 3.52 | 0.60           |
| This course challenged me to think critically and communicate clearly about the subject.                    | 21 | 3.57 | 0.60           |
| This course provided me with information that may be directly applicable to my career or academic goals.    | 21 | 3.48 | 0.60           |

## LEARNING EXPERIENCE SUBSCALE ANALYSIS: COURSE DESIGN

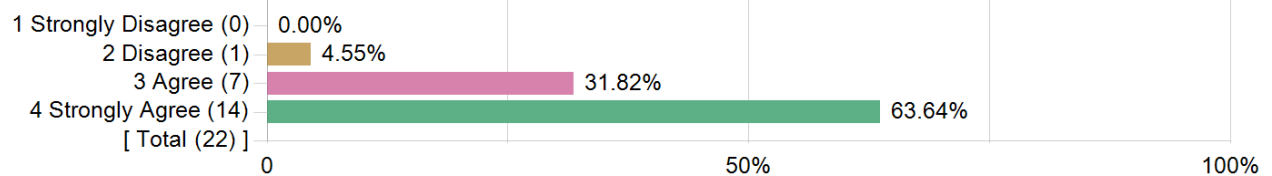
### COURSE DESIGN

|   | N  | Mean | Std. Deviation |
|---|----|------|----------------|
| The course objectives were well explained.                    | 22 | 3.64 | 0.58           |
| The course assignments were related to the course objectives. | 22 | 3.59 | 0.59           |
| I understood what was expected of me in this course.          | 21 | 3.48 | 0.68           |

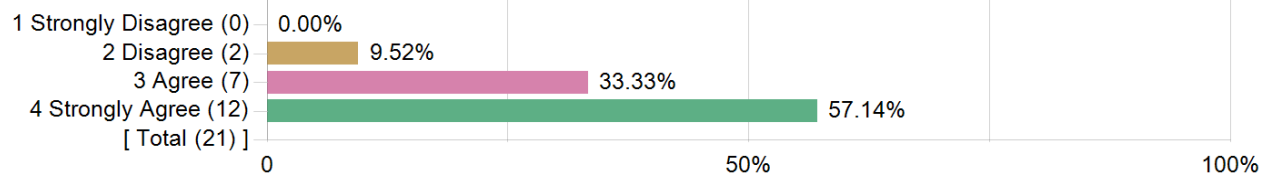
1. The course objectives were well explained.



2. The course assignments were related to the course objectives.



3. I understood what was expected of me in this course.

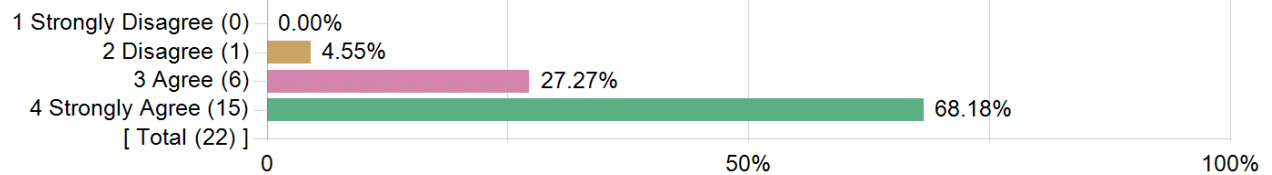


## LEARNING EXPERIENCE SUBSCALE ANALYSIS: INSTRUCTIONAL PRACTICES

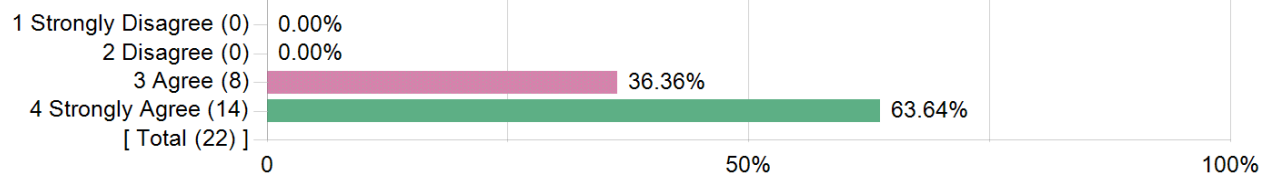
### INSTRUCTIONAL PRACTICES

|  | N  | Mean | Std. Deviation |
|--|----|------|----------------|
| The instructor carefully explained difficult concepts, methods, and subject matter.      | 22 | 3.64 | 0.58           |
| The instructor encouraged me to do my best work.   | 22 | 3.64 | 0.49           |
| The instructor encouraged questioning and discussion of course topics from the students. | 22 | 3.82 | 0.39           |
| The instructor treats students professionally, respectfully, and with integrity.         | 21 | 3.71 | 0.46           |

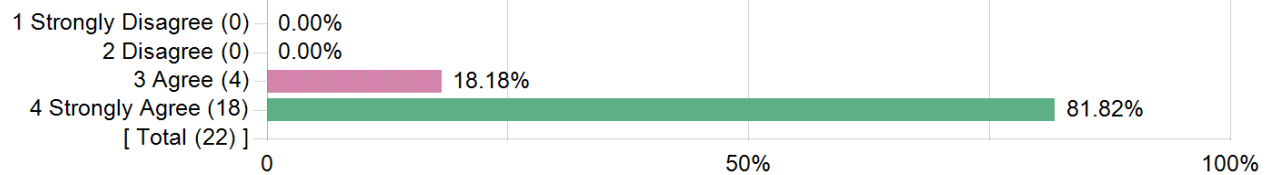
1. The instructor carefully explained difficult concepts, methods, and subject matter.



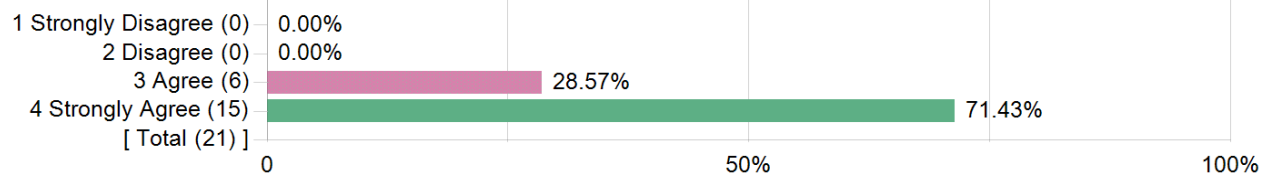
2. The instructor encouraged me to do my best work.



3. The instructor encouraged questioning and discussion of course topics from the students.



4. The instructor treats students professionally, respectfully, and with integrity.

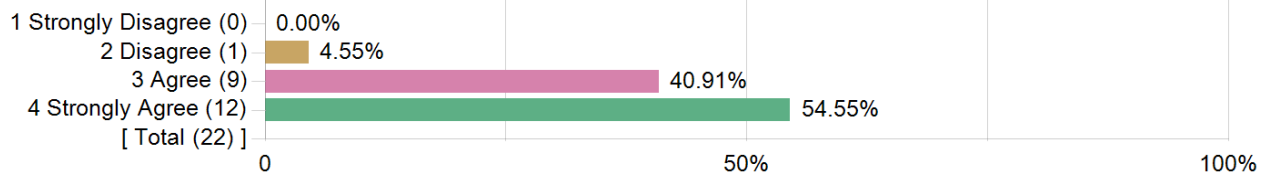


## LEARNING EXPERIENCE SUBSCALE ANALYSIS: INCLUSION PRACTICES

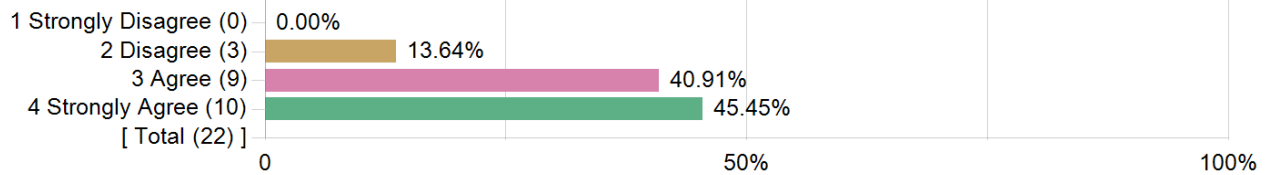
### INCLUSION PRACTICES

|  | N  | Mean | Std. Deviation |
|--|----|------|----------------|
| The course materials included diverse perspectives OR applications to diverse populations. | 22 | 3.50 | 0.60           |
| The instructor used a variety of teaching approaches to meet the needs of all students.    | 22 | 3.32 | 0.72           |
| The instructor was receptive to the expression of diverse student viewpoints               | 22 | 3.59 | 0.59           |
| The instructor demonstrated sensitivity to students' needs and diverse life experiences    | 22 | 3.55 | 0.60           |

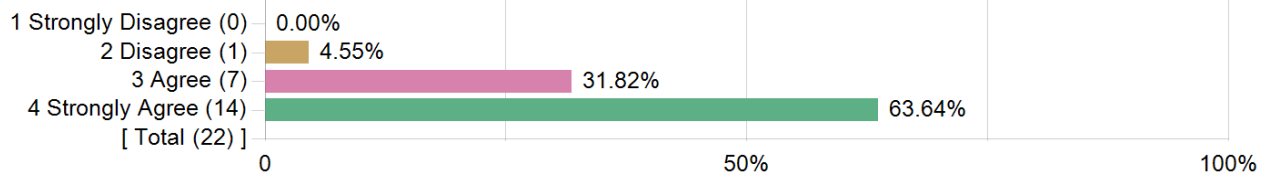
1. The course materials included diverse perspectives OR applications to diverse populations.



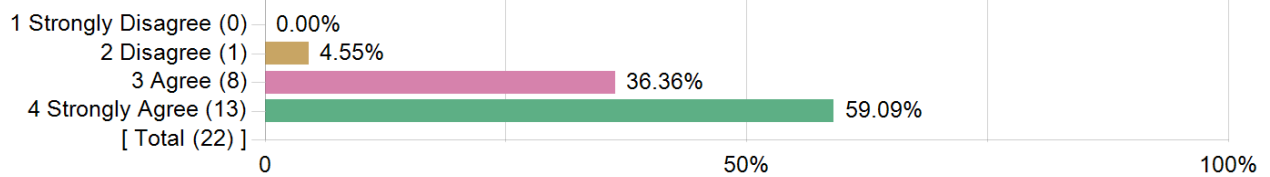
2. The instructor used a variety of teaching approaches to meet the needs of all students.



3. The instructor was receptive to the expression of diverse student viewpoints



4. The instructor demonstrated sensitivity to students' needs and diverse life experiences

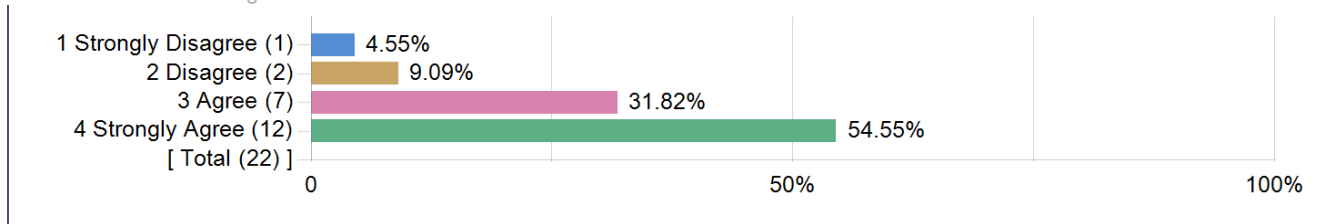


## LEARNING EXPERIENCE SUBSCALE ANALYSIS: ASSESSMENT PRACTICES

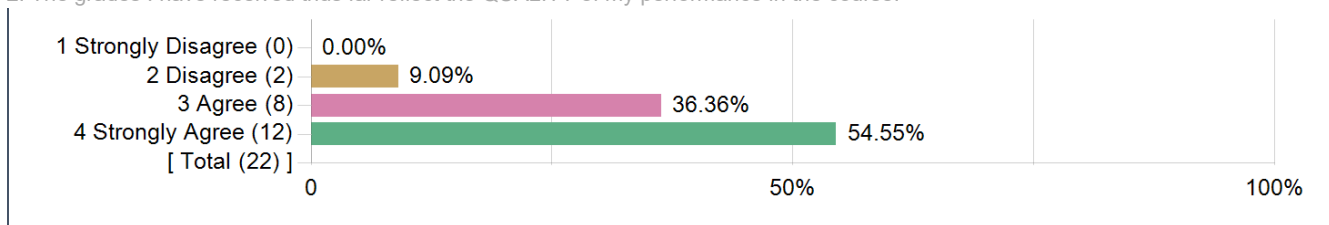
### ASSESSMENT PRACTICES

|  | N  | Mean | Std. Deviation |
|--|----|------|----------------|
| The assessments/assignments reflected what was covered in the course.                          | 22 | 3.36 | 0.85           |
| The grades I have received thus far reflect the QUALITY of my performance in the course.       | 22 | 3.45 | 0.67           |
| The criteria for good performance on the assignments or assessments were clearly communicated. | 22 | 3.14 | 0.89           |
| The instructor's evaluation of my performances was constructive.                               | 22 | 3.27 | 0.63           |
| Grading in the course was reflective of academically rigorous standards.                       | 20 | 3.60 | 0.60           |

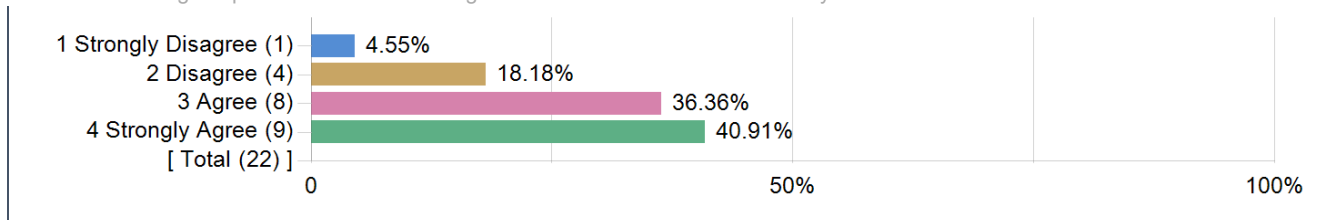
1. The assessments/assignments reflected what was covered in the course.



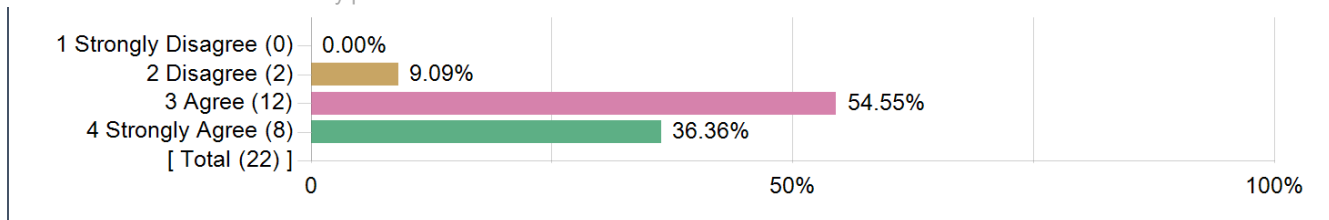
2. The grades I have received thus far reflect the QUALITY of my performance in the course.



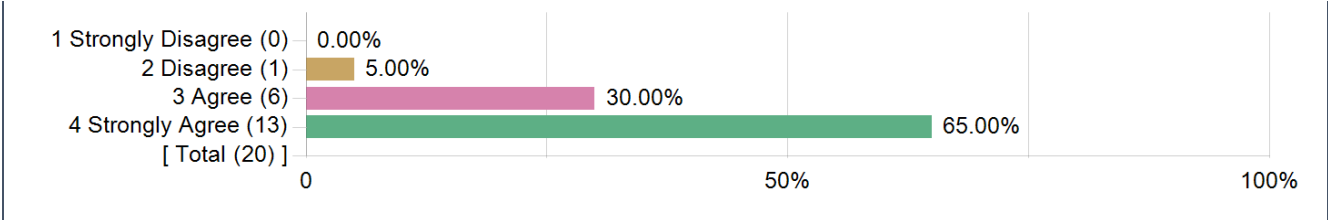
3. The criteria for good performance on the assignments or assessments were clearly communicated.



4. The instructor's evaluation of my performances was constructive.



5. Grading in the course was reflective of academically rigorous standards.



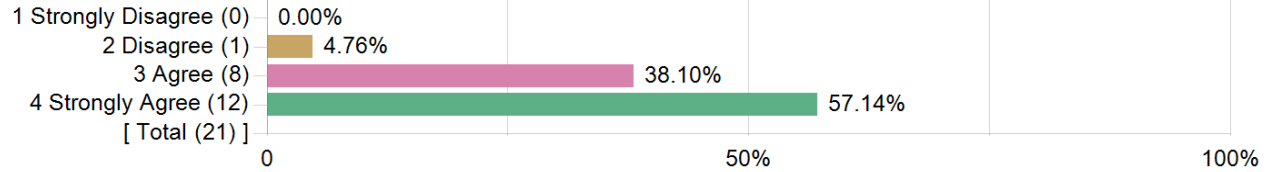


## LEARNING EXPERIENCE SUBSCALE ANALYSIS: COURSE IMPACT

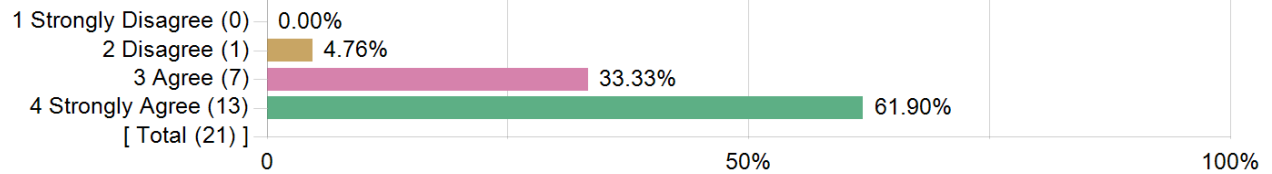
### COURSE IMPACT

|   | N  | Mean | Std. Deviation |
|---|----|------|----------------|
| I learned perspectives, principles, or practices from this course that I expect to apply to new situations. | 21 | 3.52 | 0.60           |
| This course challenged me to think critically and communicate clearly about the subject.                    | 21 | 3.57 | 0.60           |
| This course provided me with information that may be directly applicable to my career or academic goals.    | 21 | 3.48 | 0.60           |

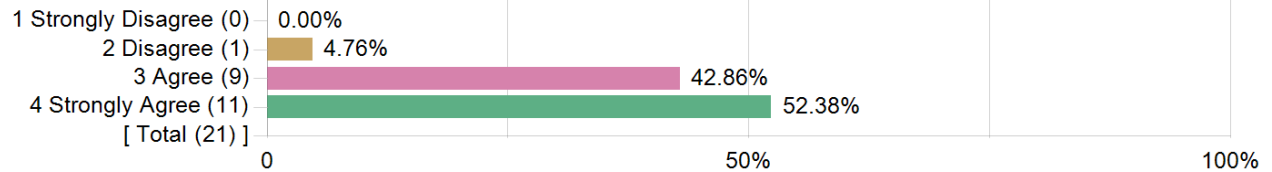
1. I learned perspectives, principles, or practices from this course that I expect to apply to new situations.



2. This course challenged me to think critically and communicate clearly about the subject.



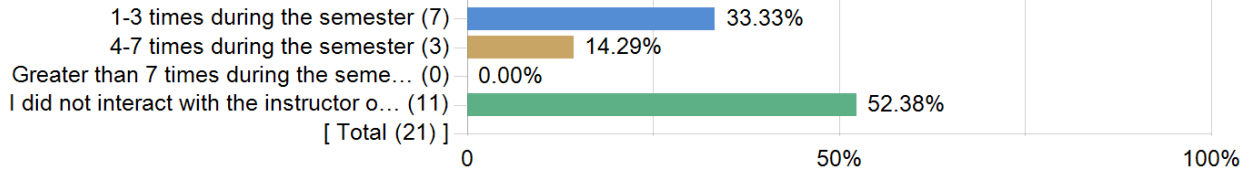
3. This course provided me with information that may be directly applicable to my career or academic goals.



## STUDENT ENGAGEMENT ANALYSIS

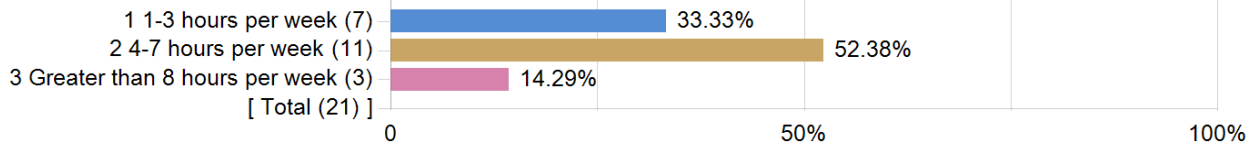
### Number of Instructor Interactions Outside of Class

1. Approximately how many times did you interact with instructor Sven Koenig outside of class? (e.g., via email, office hours)

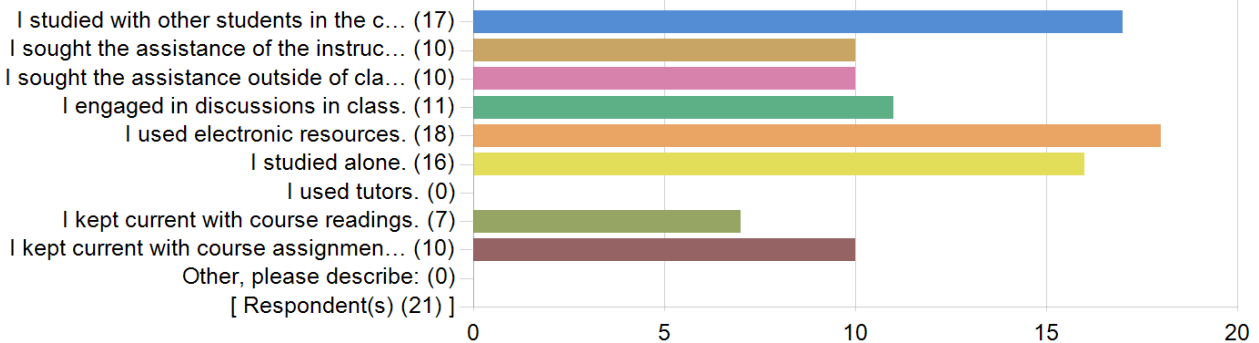


### Approximately how many hours did you spend on coursework outside of the classroom?

1. Approximately how many hours did you spend on coursework outside of the classroom?



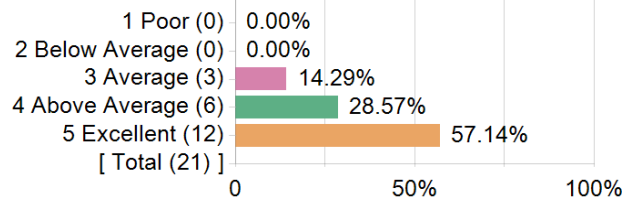
### In what ways have you participated in your learning for this course? (Please select all that apply.)



## VITERBI SUPPLEMENTAL QUESTIONS

### Overall, how would you rate Instructor Sven Koenig?

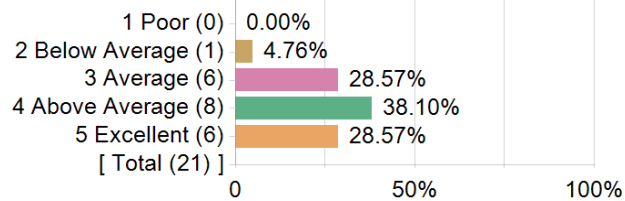
1. Overall, how would you rate Instructor **Sven Koenig**?



| Statistics         | Value |
|--------------------|-------|
| Response Count     | 21    |
| Mean               | 4.43  |
| Median             | 5.00  |
| Mode               | 5     |
| Standard Deviation | 0.75  |

### Overall, how would you rate this course?

1. Overall, how would you rate this course?



| Statistics         | Value |
|--------------------|-------|
| Response Count     | 21    |
| Mean               | 3.90  |
| Median             | 4.00  |
| Mode               | 4     |
| Standard Deviation | 0.89  |