



Individual Report for Instructor Koenig (30044-20223 : CSCI-360 Introduction to Artificial Intelligence (30044))

Project Title: **USC Learning Experience Evaluations - Fall 2022**

Courses Audience: **77**

Responses Received: **31**

Response Ratio: **40.26%**

Report Comments

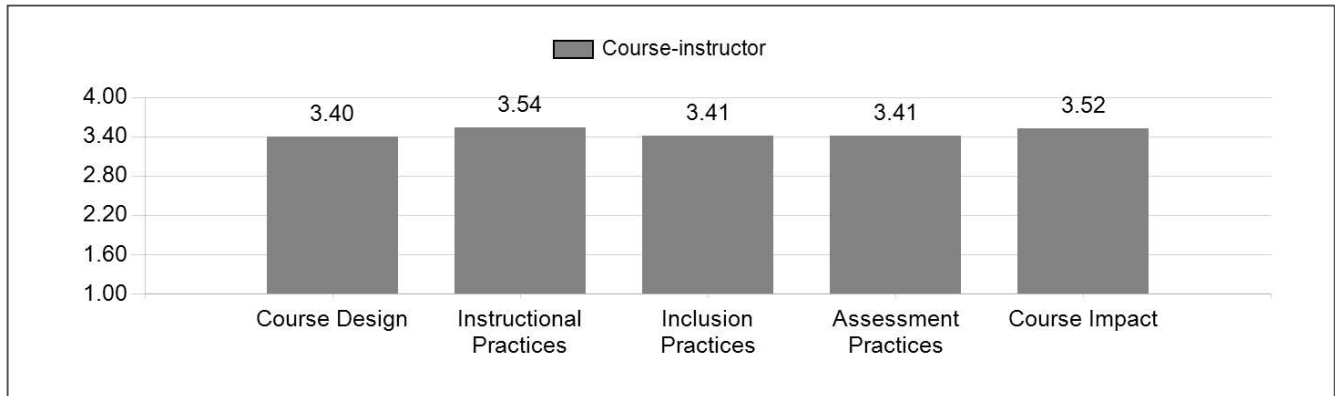
This semester's summary scores reflect a shift to online instruction.

Please download and save a PDF copy of this report

Creation Date: **Friday, December 30, 2022**

LEARNING EXPERIENCE SUBSCALE ANALYSIS

Learning Experience Subscale Average Score



Competency	Course-instructor	Standard Deviation
Course Design	3.40	+/-0.68
Instructional Practices	3.54	+/-0.52
Inclusion Practices	3.41	+/-0.60
Assessment Practices	3.41	+/-0.59
Course Impact	3.52	+/-0.52

COURSE DESIGN

	N	Mean	Std. Deviation
The course objectives were well explained.	31	3.42	0.67
The course assignments were related to the course objectives.	31	3.48	0.68
I understood what was expected of me in this course.	31	3.29	0.69

INSTRUCTIONAL PRACTICES

	N	Mean	Std. Deviation
The instructor carefully explained difficult concepts, methods, and subject matter.	31	3.55	0.51
The instructor encouraged me to do my best work.	30	3.47	0.57
The instructor encouraged questioning and discussion of course topics from the students	31	3.61	0.50

INCLUSION PRACTICES

	N	Mean	Std. Deviation
The course materials included diverse perspectives OR applications to diverse populations.	29	3.48	0.57
The instructor used a variety of teaching approaches to meet the needs of all students.	31	3.42	0.62
The instructor was receptive to the expression of diverse student viewpoints	29	3.45	0.51
The instructor demonstrated sensitivity to students' needs and diverse life experiences	30	3.30	0.70

ASSESSMENT PRACTICES

	N	Mean	Std. Deviation
The assessments/assignments reflected what was covered in the course.	31	3.52	0.51
The grades I have received thus far reflect the QUALITY of my performance in the course.	31	3.29	0.64
The criteria for good performance on the assignments or assessments were clearly communicated.	31	3.42	0.56
The instructor's evaluation of my performances was constructive.	28	3.43	0.63

COURSE IMPACT

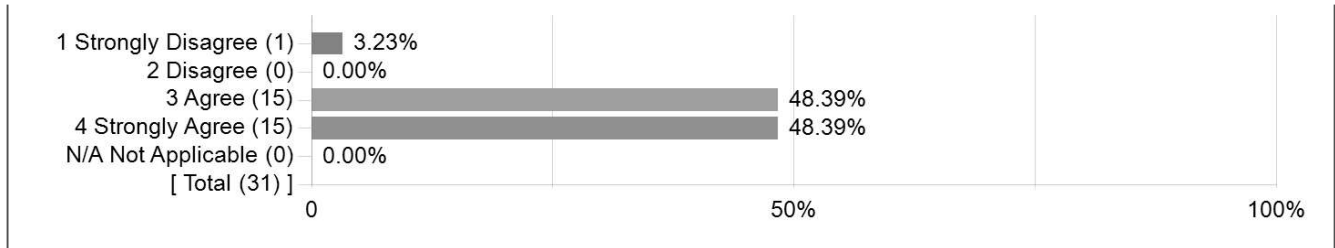
	N	Mean	Std. Deviation
I learned perspectives, principles, or practices from this course that I expect to apply to new situations.	31	3.48	0.57
This course challenged me to think critically and communicate clearly about the subject.	31	3.52	0.51
This course provided me with information that may be directly applicable to my career or academic goals.	31	3.55	0.51

LEARNING EXPERIENCE SUBSCALE ANALYSIS: COURSE DESIGN

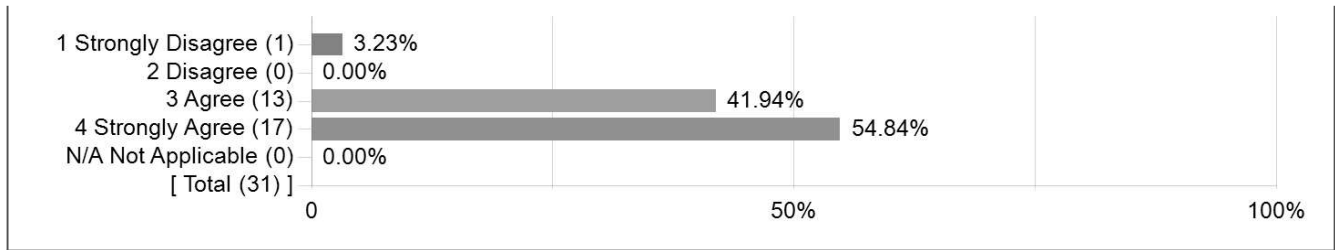
COURSE DESIGN

	N	Mean	Std. Deviation
The course objectives were well explained.	31	3.42	0.67
The course assignments were related to the course objectives.	31	3.48	0.68
I understood what was expected of me in this course.	31	3.29	0.69

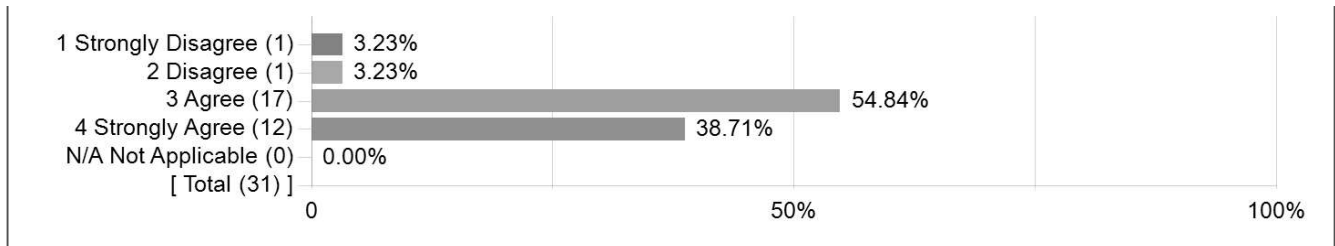
1. The course objectives were well explained.



2. The course assignments were related to the course objectives.



3. I understood what was expected of me in this course.

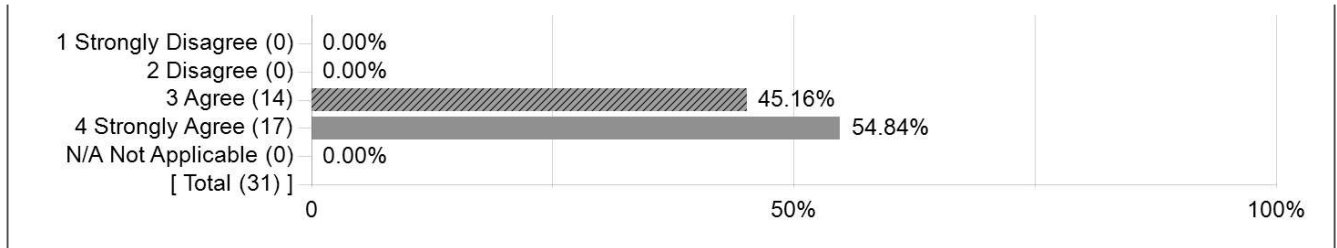


LEARNING EXPERIENCE SUBSCALE ANALYSIS: INSTRUCTIONAL PRACTICES

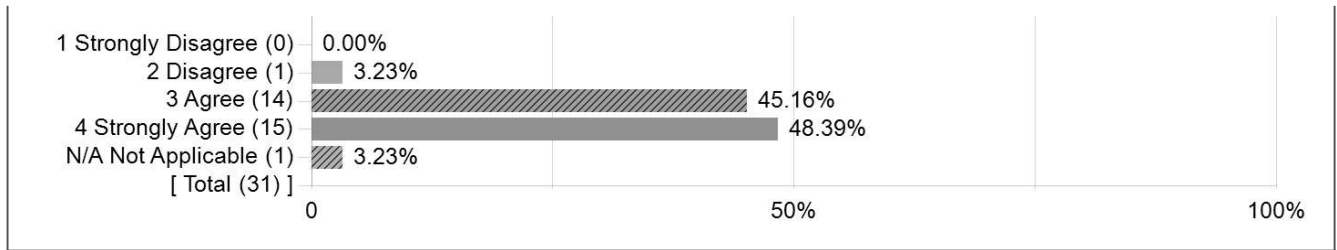
INSTRUCTIONAL PRACTICES

	N	Mean	Std. Deviation
The instructor carefully explained difficult concepts, methods, and subject matter.	31	3.55	0.51
The instructor encouraged me to do my best work.	30	3.47	0.57
The instructor encouraged questioning and discussion of course topics from the students	31	3.61	0.50

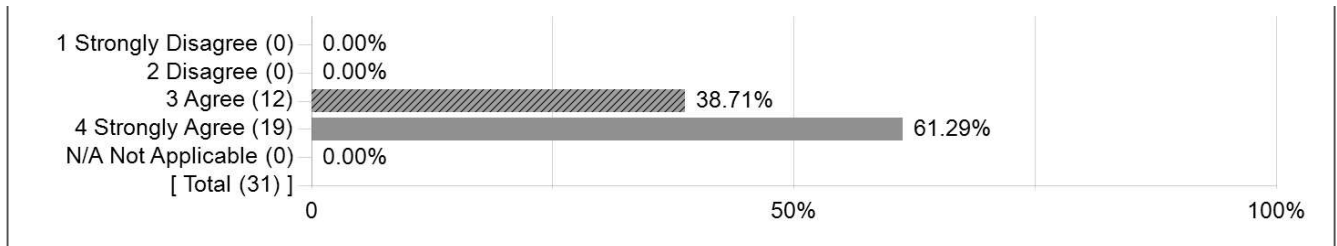
1. The instructor carefully explained difficult concepts, methods, and subject matter.



2. The instructor encouraged me to do my best work.



3. The instructor encouraged questioning and discussion of course topics from the students

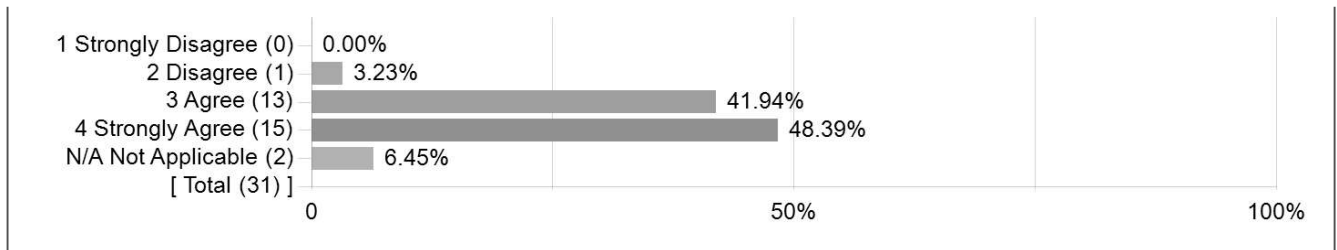


LEARNING EXPERIENCE SUBSCALE ANALYSIS: INCLUSION PRACTICES

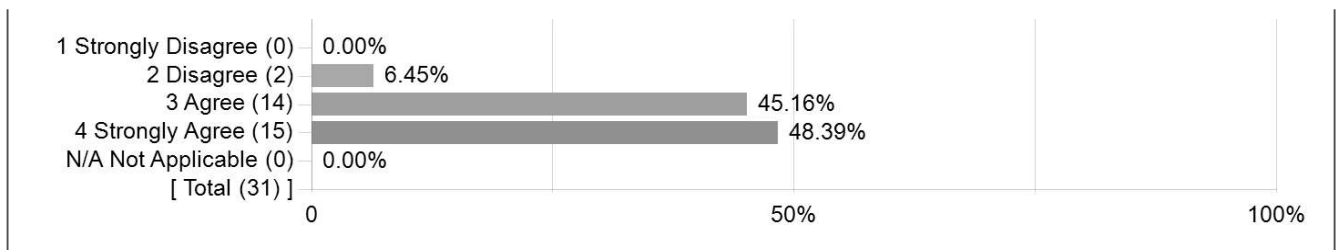
INCLUSION PRACTICES

	N	Mean	Std. Deviation
The course materials included diverse perspectives OR applications to diverse populations.	29	3.48	0.57
The instructor used a variety of teaching approaches to meet the needs of all students.	31	3.42	0.62
The instructor was receptive to the expression of diverse student viewpoints	29	3.45	0.51
The instructor demonstrated sensitivity to students' needs and diverse life experiences	30	3.30	0.70

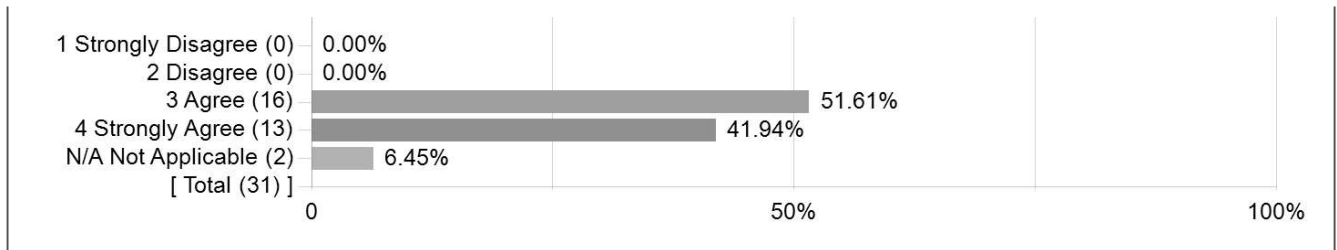
1. The course materials included diverse perspectives OR applications to diverse populations.



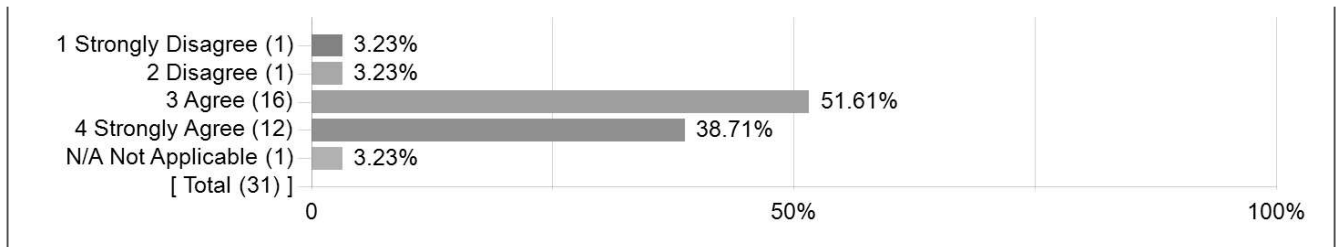
2. The instructor used a variety of teaching approaches to meet the needs of all students.



3. The instructor was receptive to the expression of diverse student viewpoints



4. The instructor demonstrated sensitivity to students' needs and diverse life experiences

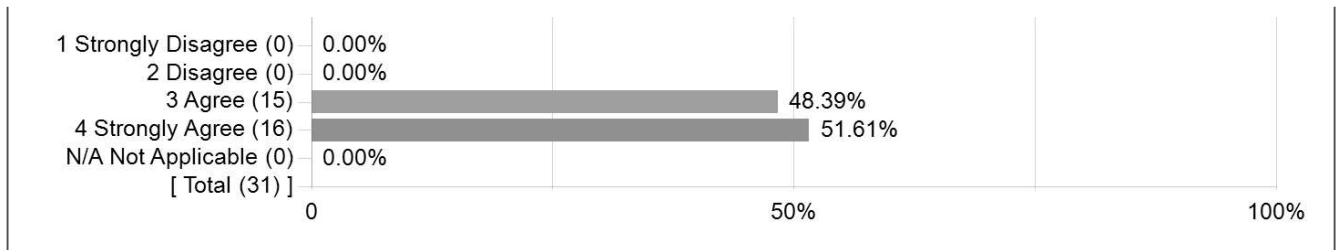


LEARNING EXPERIENCE SUBSCALE ANALYSIS: ASSESSMENT PRACTICES

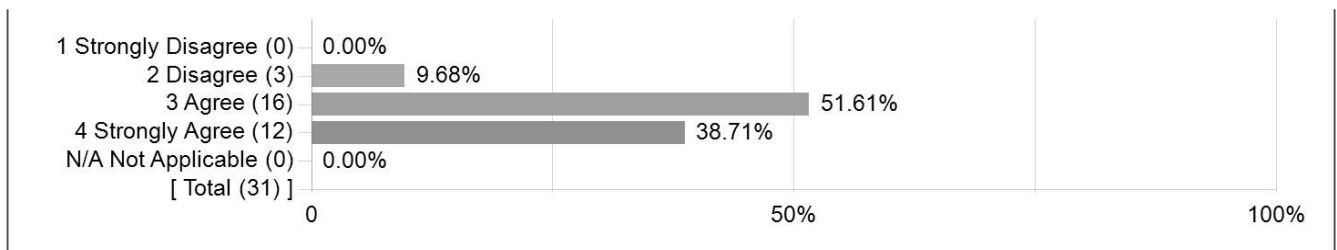
ASSESSMENT PRACTICES

	N	Mean	Std. Deviation
The assessments/assignments reflected what was covered in the course.	31	3.52	0.51
The grades I have received thus far reflect the QUALITY of my performance in the course.	31	3.29	0.64
The criteria for good performance on the assignments or assessments were clearly communicated.	31	3.42	0.56
The instructor's evaluation of my performances was constructive.	28	3.43	0.63

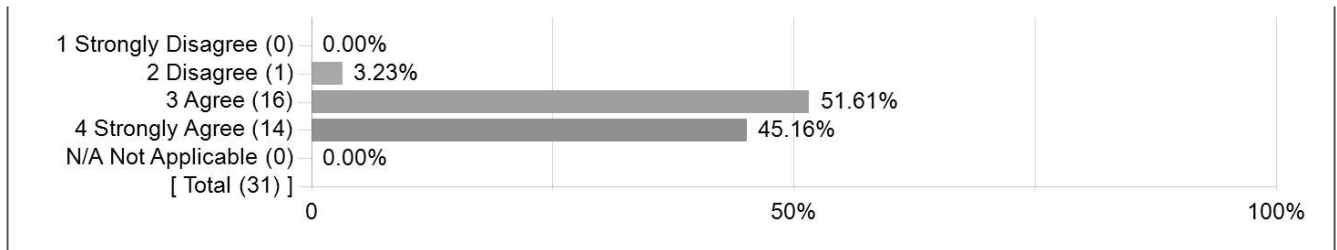
1. The assessments/assignments reflected what was covered in the course.



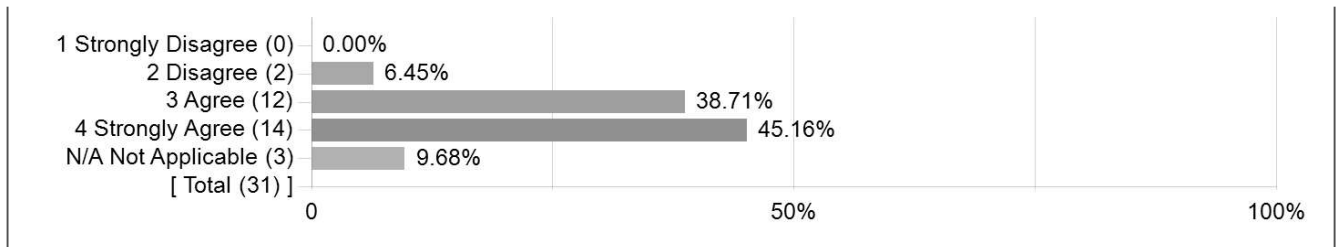
2. The grades I have received thus far reflect the QUALITY of my performance in the course.



3. The criteria for good performance on the assignments or assessments were clearly communicated.



4. The instructor's evaluation of my performances was constructive.

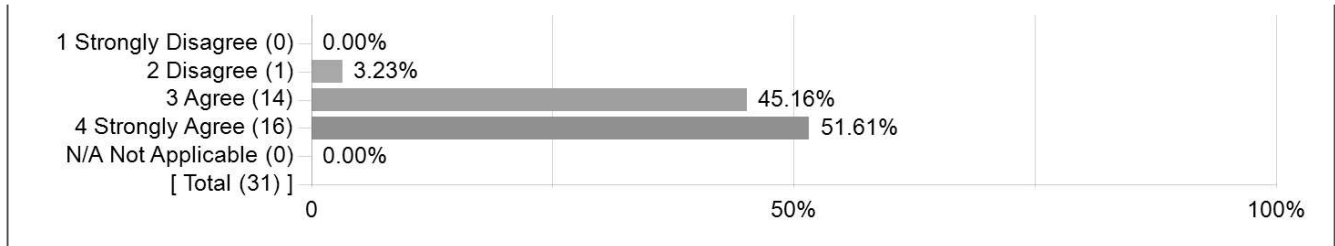


LEARNING EXPERIENCE SUBSCALE ANALYSIS: COURSE IMPACT

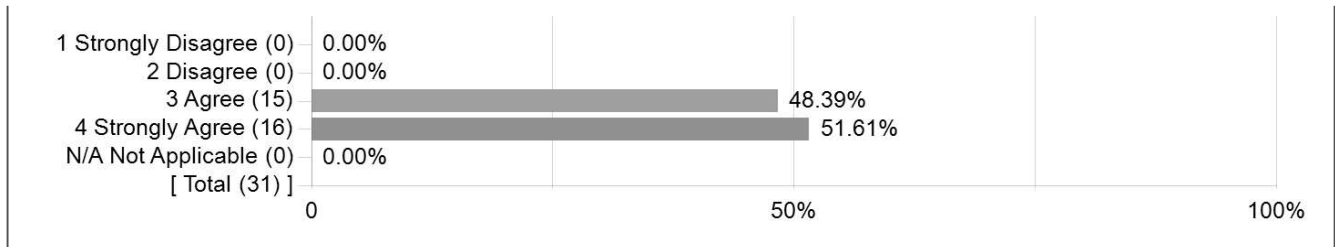
COURSE IMPACT

	N	Mean	Std. Deviation
I learned perspectives, principles, or practices from this course that I expect to apply to new situations.	31	3.48	0.57
This course challenged me to think critically and communicate clearly about the subject.	31	3.52	0.51
This course provided me with information that may be directly applicable to my career or academic goals.	31	3.55	0.51

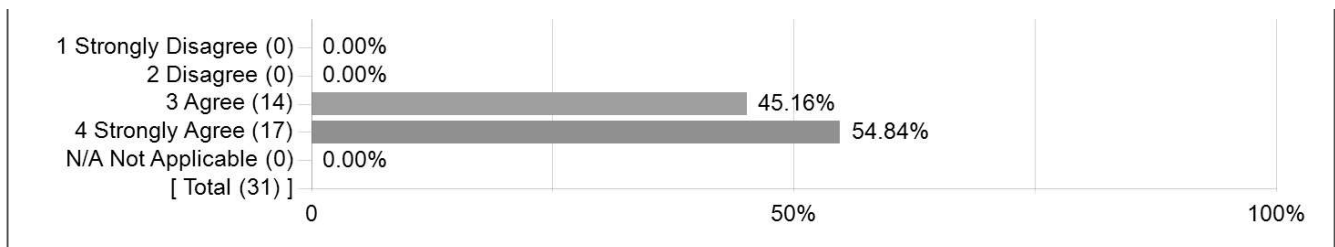
1. I learned perspectives, principles, or practices from this course that I expect to apply to new situations.



2. This course challenged me to think critically and communicate clearly about the subject.




3. This course provided me with information that may be directly applicable to my career or academic goals.



STUDENT ENGAGEMENT ANALYSIS

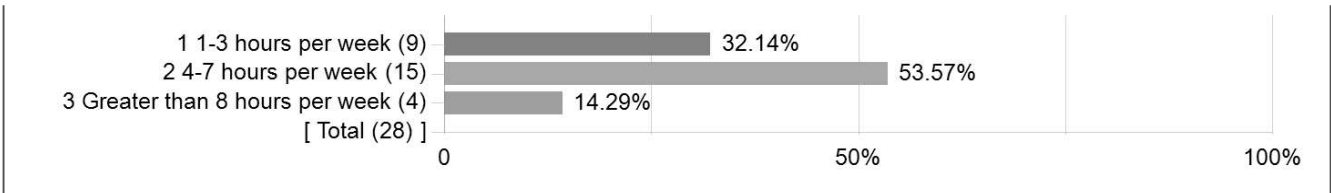
Number of Instructor Interactions Outside of Class

Approximately how many times did you interact with instructor Sven Koenig outside of class? (e.g., via email, office hours)

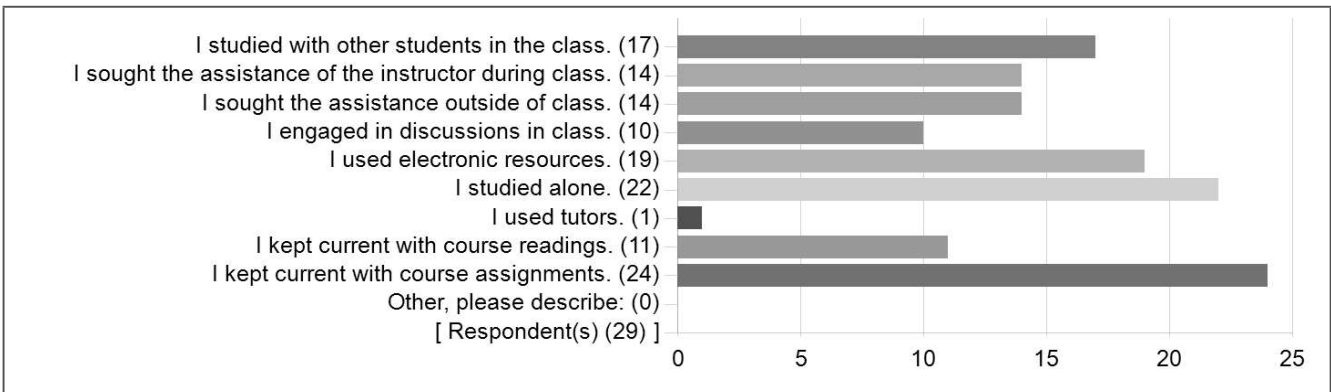


Approximately how many hours did you spend on coursework outside of the classroom?

Approximately how many hours did you spend on coursework outside of the classroom?



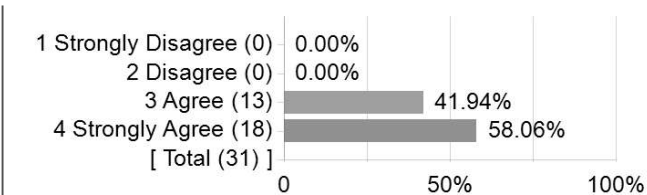
In what ways have you participated in your learning for this course? (Please select all that apply.)



SUPPLEMENTAL QUESTIONS

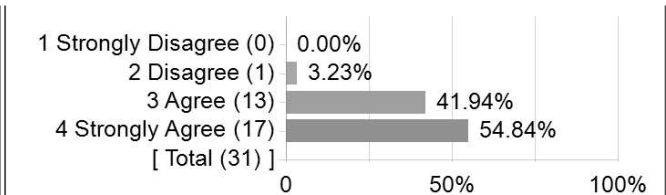
Supplemental Questions for the USC Viterbi School of Engineering This evaluation is for instructor **Sven Koenig** .

1. The instructor treats students professionally, respectfully, and with integrity.



Statistics	Value
Response Count	31
Mean	3.58
Median	4.00
Mode	4
Standard Deviation	0.50

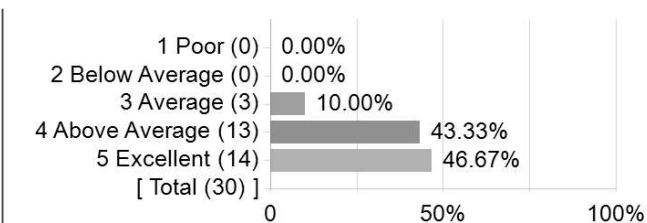
2. Grading in the course was reflective of academically rigorous standards.



Statistics	Value
Response Count	31
Mean	3.52
Median	4.00
Mode	4
Standard Deviation	0.57

Overall, how would you rate Instructor Sven Koenig?

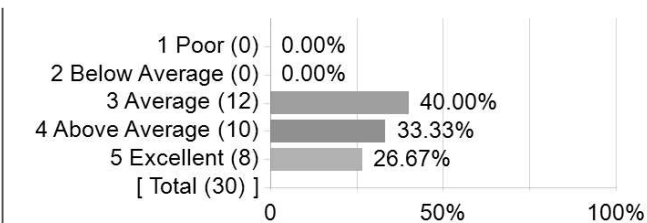
Overall, how would you rate Instructor **Sven Koenig**?



Statistics	Value
Response Count	30
Mean	4.37
Median	4.00
Mode	5
Standard Deviation	0.67

Overall, how would you rate this course?

Overall, how would you rate this course?



Statistics	Value
Response Count	30
Mean	3.87
Median	4.00
Mode	3
Standard Deviation	0.82